

THE CHALLENGE:



Upcycling is taking a product or material that you would generally throw away and turning it into something new and useful. This helps keep non-biodegradable junk out of landfills and our ocean.

Your challenge is to find some items around your home that are broken or no longer being used and create something new!

~Create, Test, Improve.

~STEAM TEAM

Tag us:
Facebook @STEAM in ASD-N
Twitter @STEMNorth



#SDGs @connectSDGs


Learning Activities

Language Arts:

** For journal tips, watch this video on [How to be a Field Scientist](#)

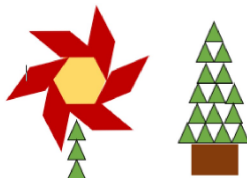
In your journal write a procedural piece of writing on the item you upcycled. Remember to use the words; First, next, then, after that, finally. You can use words or pictures to show the process. When your procedural piece of writing is done e-mail or text your piece of writing to a relative!

Click [here](#) to listen to books about upcycling.



Numeracy:

Triangles, rectangles, circles and squares.
There are many shapes everywhere.
In this picture, what do you see?
Can you name them? And are they 2D?



During your challenge of making something new, draw and label in your journal what 2D shapes you discover.

Science/Social Studies:


Create compost in a jar. Layer soil, newspaper clippings, leaves, and fruit/vegetable scraps in a mason jar or bottle. Add enough water to lightly moisten the mix. Cover and put it in a sunny spot. Check in every couple of days to see what has changed. Be patient. Biodegrading takes time!



The Arts:

Your Trash, Your Treasure

Design the first letter of your name using old materials such as; nails, utensils, buttons, pieces of glass, handles, parts from old electronics, fabric.



Close-up Capture

Take a look at this close up view.

Can you guess by looking at the clue?

