

STOP!

Please make sure you are opening this file in Adobe.

The editable portion of this product will NOT work if opened in your internet browser.

thank you!


DIRECTIONS

Set Up:

1. Type your words on the next page.
2. Print pages.
3. Cut out the sight words and put them in Easter eggs.

How to Play:

1. Hide the Easter eggs around the house/classroom or outside.
2. Students will find an egg, open it up, and read the sight word.
3. Color in the matching sight word on the recording sheet.



Easter Egg Hunt (Sight Words): Type in any 12 sight words below.













Name: _____

EASTER EGG HUNT

Sight Words



Directions: Find an Easter egg. Read the sight word. Color in the matching word below.




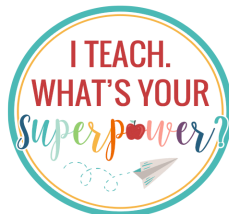
Sweet FOR KINDERGARTEN

TERMS of USE

This product is for one classroom use only. It may not be placed or uploaded to any public or shared database or website. If additional teachers would like to use it, please purchase additional licenses under "My Purchases".

CREDITS

thank you to these wonderful artists!



Sweet FOR KINDERGARTEN

THANK you

Thank you for downloading this product!
I appreciate your interest and hope you found exactly what you needed. Don't forget to leave feedback on all your purchases for TPT Credits to go towards your next purchase. I am always happy to answer any questions or concerns.

Please email me at sweetforkindergartentpt@gmail.com.



Let's CONNECT



Sweet FOR KINDERGARTEN

want a monthly **FREEBIE**

...delivered straight to your email inbox? Join the Sweet for Kindergarten Mailing List for updates, new resources, sale alerts, and a monthly exclusive freebie!

You get this **FREE** and **EDITABLE** Sight Word Write the Room when you sign up!

click here
to join!

