





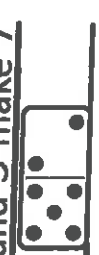



Due: Friday, Oct. 30





Name: \_\_\_\_\_  
IOA.1


  

  
 4 and 2 make 6
   

  
 and make
   

  
 and make


  

  
 4 and 3 make 7
   

  
 and make
   

  
 and make

Monday

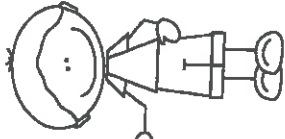
What parts make 6 and 7?  
 Look at the dominoes and show each part.


  

  
 and make
   

  
 and make
   

  
 and make

Tuesday

Write the missing numbers on the hundreds chart below.

Week 3  
INBT.1



2	4	6	7	9	10
12	13	14	16	18	20
21	24	25	27	29	
32	33	34	37	38	40
			46	49	50

What number comes after 30? \_\_\_\_\_

What number comes before 41? \_\_\_\_\_

I.MD.1

Wednesday

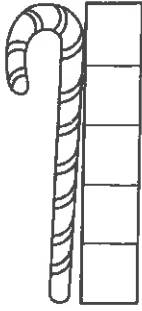
How long is the crayon?



□ □ □ □ □

The crayon is \_\_\_ blocks long.

How long is the candy cane?



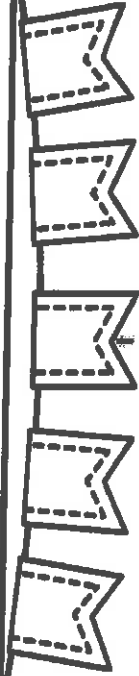
The candy cane is \_\_\_ blocks long.

How long is the leaf?



□ □ □ □ □

The leaf is \_\_\_ blocks long.

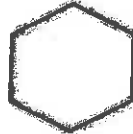


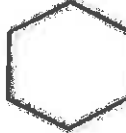


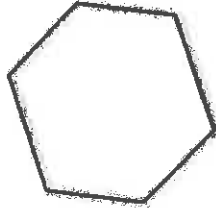





Week 3 I.G.1

Thursday



Color the rectangles and the circles.




Name: \_\_\_\_\_

Date \_\_\_\_\_

I can use a number line.



I can use a ten frame.



I can write a number sentence.

$$\underline{\quad} + \underline{\quad} = \underline{\quad}$$

I can use tally marks.

**Jen sees 4 pigs.  
She sees 3 more  
pigs. How many  
pigs did she see?**



I can use a picture.

I can explain my thinking.

---

---

---

---

---